



Birsa Agricultural University, Ranchi

Krishi Vigyan Kendra, Bokaro

Action Plan 2025-26



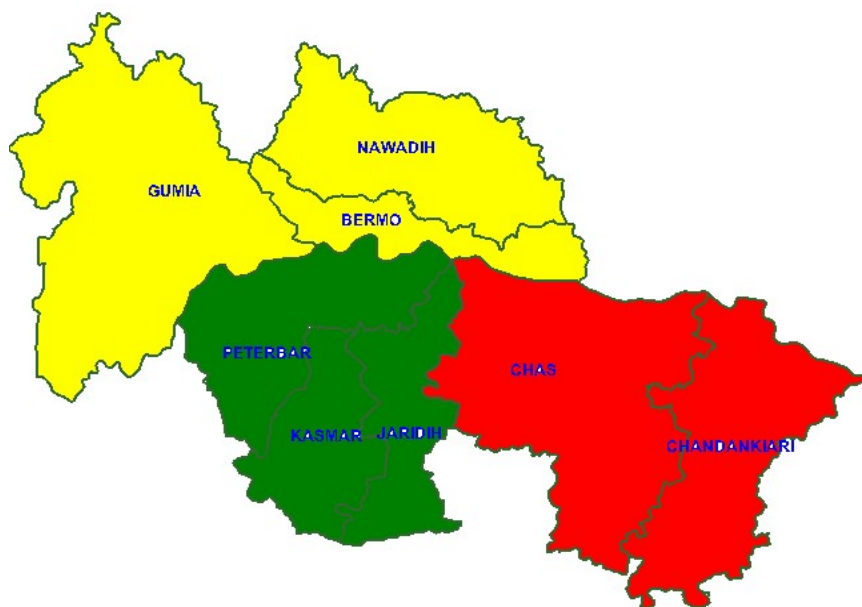
ACTION PLAN PROFORMA FOR THE KVKs.

(1st January to 31 December, 2025)

1. GENERAL INFORMATION ABOUT THE KVK

Krishi Vigyan Kendra, Bokaro, was established in 2004 and is located on National Highway No. 23, approximately 35 kilometers from the district headquarters of Bokaro, Jharkhand. The district consists of two subdivisions (Bermo and Chas), nine blocks, 200 panchayats, and 733 villages. Bokaro district has a total population of 1,775,961 and spans a geographical area of 288,970 hectares. Of this area, 25,840 hectares are currently under cultivation, with a cropping intensity of 116%.

Since its inception, Krishi Vigyan Kendra, Bokaro, has played a vital role in agricultural development within the district. Key activities include organizing training programs for farmers, demonstrating advanced agricultural technologies, promoting sustainable farming practices, and facilitating the dissemination of scientific knowledge to rural communities. The Kendra has also contributed to increased crop productivity and the adoption of innovative techniques, thereby supporting the socio-economic development of the farming community.



1.1. Name and address of KVK with phone, fax and e-mail

Name and Address of KVK	Telephone		E mail	Website
KrishiVigyan Kendra, Bokaro P.O.-Petarwar Pin- 829121	Office	FAX	bokarokvk@gmail.com	https://bokaro.kvk4.in/
	06549-265048 (O) 09431176741 (M)	-		

1.2 .a. Name and address of host organization with phone, fax and e-mail

Address	Telephone		E mail	Website
	Office	FAX		
Birsa Agricultural University, Jharkhand, Kanke, Ranchi Pin-834006	(VC) 0651- 2450500(O)	0651-2450850	vc@bauranchi.org vc_bau@rediffmail.com	https://www.bauranchi.org/
	(DEE) 0651- 2450849 (O)	0651-2450525		

1.2.b. Status of KVK website : Yes/No;Yes Date when the website last updated: 10.07.2025

1.2.c. No. of Visitors (Hits) to your KVK website (as on today) :

1.2.d Status of ICT lab at your KVK :






- a) No. of PC units : 02
 b) No. of Printers : 02
 c) Internet connection : Yes






1.3. Name of the Senior Scientist & Head with phone & mobile no.

Name	Telephone / Contact		
	Office	Mobile	Email
Dr. Anil Kumar	9431176741	7488160869	bokarokvk@gmail.com

1.4. Year of sanction: 2004

1.5. Staff Position (as on 1st January, 2025)

Sl. No.	Sanctioned post	Name of the incumbent	Designation	Discipline	Pay Scale (Rs.)	Grade Pay	Present basic (Rs.)	Date of joining	Permanent /Temporary	Category (SC/ST/OB C/ Others)	Mobile No.	Email id	Please attach recent photograph
1	Sr. Scientist & Head	Vacant	Vacant	Vacant	Vacant	Vacant	Vacant	Vacant	Vacant	Vacant			
2	Scientist	Dr. Anil Kumar	I/C Sr. Scientist & Head Scientist	Horticulture	79800-211500 Basic: 117100	7000	117200	19-07-04	Permanent	Others	9431176741	anilkvk4@gmail.com	
3	Scientist	Dr. Adarsh Kumar Srivastava	Scientist	Agril. Extension	Basic 117100 79800-211500	7000	117200	01.03.23	Permanent	Others	7979887927	adarsh.kvk@gmail.com	
4	Scientist	Dr. Nandana Kumari	Scientist	Home Science	Basic: 120600 79800-211500	7000	117200	19-07-04	Permanent	Others	8969627177	Nandanakumari.1973@gmail.com	
5	Scientist	Sri Uday Kumar	Scientist	Agronomy	Basic: 110400 79800-211500	7000	110500	19-07-04	Permanent	Others	7992322648	Udaysingh72@gmail.com	
6	Scientist	Sri Vinay Kumar	Scientist	Agril. Engg.	Basic: 110400 79800-211500	7000	110500	20-07-04	Permanent	Others	7909056097	Viaay.kvkbokaro71@gmail.com	

Sl. No.	Sanctioned post	Name of the incumbent	Designation	Discipline	Pay Scale (Rs.)	Grade Pay	Present basic (Rs.)	Date of joining	Permanent /Temporary	Category (SC/ST/OBC/ Others)	Mobile No.	Email id	Please attach recent photograph
7	Scientist	Mrs NeenaBharti	Scientist	Plant Protection	Basic: 110400 79800-211500	7000	005011	20-07-04	Permanent	ST	9431175230	neenabhartituli p@gmail.com	
8	Programme Assistant	Dr. Rupa Rani	Programme Assistant	Horticulture	35400-112400 Basic: 66000	4200	68000	16-03-05	Permanent	Others	8749906819	Rrupa_bau@rediffmail.com	
9	Computer Programmer	Vacant	Vacant	Vacant	Vacant	Vacant	Vacant	Vacant	Vacant	Vacant	Vacant	Vacant	
10	Farm Manager	Rashmi Kandulna	Farm Manager	-	35400-112400 Basic:68000	4200	70000	20.07.04-	Permanent	ST	9431584603	Rashmi9576630906@gmail.com	
11	Stenographer / A.V Aids Asst.	Sunil Kr. Pandey	Audio Visual Aid	-	35400-112400 Basic: 64100	4200	66000	20.07.04	Permanent	Others	9939124419	Sunil1969pandey@gmail.com	
12	Assistant	Md. Zunaid Alam	Assistant	-	35400-112400 Basic: 356400	4200		04.02.2025	Permanent	OBC	9204444045	Zunaid4alam@gmail.com	
13	Driver	Vacant	Vacant	Vacant	Vacant	Vacant	Vacant	Vacant	Vacant	Vacant			
14	Driver	Vacant	Vacant	Vacant	Vacant	Vacant	Vacant	Vacant	Vacant	Vacant			
15	Supporting staff	Vacant	Vacant	Vacant	Vacant	Vacant	Vacant	Vacant	Vacant	Vacant			
16	Supporting staff	Vacant	Vacant	Vacant	Vacant	Vacant	Vacant	Vacant	Vacant	Vacant			

1.6. Total land with KVK (in ha) :

S. No.	Item	Area (ha)
1.	Under Buildings	2.0
2.	Under Demonstration Units	6
3.	Under Crops	1
4.	Horticulture	0.4
5.	Pond	0.2
6.	Others if any	0.4
TOTAL		10

1.7. Infrastructural Development:

A) Buildings

S. No.	Name of building	Source of funding		Stage					
		ICAR	RKVY	Completion Year	Complete Plinth area (Sq.m)	Expenditure (Rs.)	Starting year	Incomplete Plinth area (Sq.m)	Status of construction
1.	Administrative Building	I.C.A.R.			500			500	Completed
2.	Farmers Hostel	I.C.A.R.			300			300	Completed
3.	Staff Quarters (6)	I.C.A.R.			400			400	Incomplete
4.	Piggery unit								
5.	Fencing	District Administration							Completed
6.	Rain Water harvesting structure	I.C.A.R.			120x120x10 ft pond			120x120x10 ft pond	Incomplete(Micro irrigation system is not installed)
7.	Threshing floor	I.C.A.R.							Completed
8.	Farm godown	I.C.A.R.							Completed
	Farm godown	District Administration							Completed
9.	Preservation unit	I.C.A.R.							Completed
10.	Dairy unit	I.C.A.R.							Completed
11.	Poultry unit								
12.	Goatry unit								
13.	Mushroom Lab								
14.	Mushroom production unit								
15.	Shade house								
16.	Soil test Lab	District Administration							Completed

B) Vehicles

Type of vehicle	Year of purchase	Source (ICAR/RKVY)	Cost (Rs.)	Total kms. run as on December, 2024	Present status
Jeep	2025	ICAR	431129.00	2180	Good Condition
Tractor	2006	ICAR	361200.00	4100.0hrs	Required to be replaced (Maintenance cost is very high)
Bike	2017	ICAR	50000		Running
Bike	2017	ICAR	50000		Running

C) Equipment's& AV aids

Name of equipment	Year of purchase	Cost (Rs.)	Present status	Source of fund
a. Lab equipment				
Refrigerator	2007	11990.00	Good	I.C.A.R.
Food processor	2007	4995.00	Good	I.C.A.R.
Commercial gas cylinder	2008	3000.00	Good	I.C.A.R.
Weighing machine	2008	7540.00	Good	I.C.A.R.

Name of equipment	Year of purchase	Cost (Rs.)	Present status	Source of fund
Weighing machine	2010	12740.00	Good	I.C.A.R.
Weighing machine	2010	7260.00	Good	I.C.A.R.
Aqua soft dispenser	2012	20000.00	Good	I.C.A.R.
Crown corking machine	2013	19700.00	Good	I.C.A.R.
Tomato Pulpar	2013	29800.00	Good	I.C.A.R.
Screw type Juice Extractor	2013	22000.00	Good	I.C.A.R.
Refractometer	2013	43000.00	Good	I.C.A.R.
b. Farm machinery				
c. AV Aids				
Computer	2006	45000.00	Good	I.C.A.R.
UPS	2006	7000.00	Good	I.C.A.R.
Laser Printer	2006	8000.00	Good	I.C.A.R.
Fax Machine	2006	8000.00	Not installed	I.C.A.R.
Xerox	2007	72000.00	Not functioning	I.C.A.R.
2 KVA Stabilizer	2007	4850.00	Good	I.C.A.R.
Stabilizer 500 VA Manual Auto-cut	2007	1750.00	Good	I.C.A.R.
Camera	2005	12650.00	Good	
Camera	2007	14512.50	Not functioning properly	I.C.A.R.
LCD Projector	2007	51989.00	Good	I.C.A.R.
HAKIM Audio Visual Trolley	2007	8534.00	Good	I.C.A.R.
Projector Screen 8'x6'	2007	7550.00	Good	I.C.A.R.
15Mtrs special imported moulded VGA cable	2007	7500.00	Good	I.C.A.R.
Laser pointer torch with duel effect	2007	2200.00	Good	I.C.A.R.
AHUJA Medium Power Amplified -120 Watt	2013	8847.36	Good	I.C.A.R.
AHUJA 2 way compact PA wall Speaker	2013	8694.72	Good	I.C.A.R.
AHUJA Reflex Horn-WFA-21" Bell Dia	2013	986.84	Good	I.C.A.R.
AHUJA Driver unit –Model-AU40XT	2013	1408.77	Good	I.C.A.R.
AHUJA PA Microphone- Model AUD 101XLR	2013	1693.85	Good	I.C.A.R.

Farm implements

Name of equipment	Year of purchase	Cost (Rs.)	Present status	Source of fund
Seed drill cum fertilizer drill	2005	775.00	Good	I.C.A.R.
Birsa Ridger plough	2005	485.00	Good	I.C.A.R.
Japanese paddy weeder	2005	525.00	Good	I.C.A.R.
Drylandweeder	2005	300.00	Good	I.C.A.R.
Birsa potato digger	2005	625.00	Good	I.C.A.R.

Paddy transplanted	2006	-	Good	
Cultivator 9 tine	2006	14200.00	Good	I.C.A.R.
Land leveler	2006	8080.00	Good	I.C.A.R.
Offset disk	2006	28020.00	Good	I.C.A.R.
Trailer 4 wheel with tyre tube	2006	76500.00	Good	I.C.A.R.
Disc plough 2 furrow	2007	26995.00	Good	I.C.A.R.
Grass cutter	2007	38500	Good	I.C.A.R.
M.B. Plough	2007	26993.00	Good	I.C.A.R.
Rottary tiller	2007	88585.00	Good	I.C.A.R.
Power sprayer	2007	48500.00	Good	I.C.A.R.
Cage wheel nut bolt type	2007	5250.00	Good	I.C.A.R.
Zero till fertilizer drill	2010	-	Good	I.C.A.R.
Power Tiller	2011		Good	I.C.A.R.
Field king laser Guided Land Leveler Machine	2012		Good	I.C.A.R.

1.8. A). Details of SAC meetings to be conducted in the year

Sl.No.	Date
1. Scientific Advisory Committee	16.05.2025

Suggestions of SAC meeting

2. DETAILS OF MICRO-FARMING SITUATIONS OF THE DISTRICT

2.1 Micro-farming situations

a) Characteristics

S.No.	Agro-Ecological situations (AES)	Existing Farming System (Crop+livestock+others)	Major soil types
1	AES 1 (Rainfed undulated plateau area having sandy-loam soil)	Monoculture ,rice -fallow,, system, well/tank Irrigated vegetables, Goatry	Sandy-loam
2	AES 2 (Rainfed upper plateau partial forest area having gravelly soil area.)	Monoculture, rice-fallow, system, intensive Vegetable, cultivation in some pockets, Poultry and Goatry	Gravelly soil in up land and sandyloam to clayloam in low lands
3	AES 3 Degraded forest and mining area.)	Monoculture rice-fallow system, Goatry and Poultry dominated farming system	Gravelly and light texture soil

b) Land Characteristics

S.No	Agro-Ecological Situation (AES)	Topography	Drainage
1.	AES-1 (Name)	Rain-fed undulated	Moderately drained
2.	AES-2 (Name)	Rain-fed upper plateau partial forest area	Well drained
3.	AES-3 (Name)	Degraded forest and mining area	Poorly drained

c) AES-wise major problems

S.No	Agro-Ecological Situation (AES)	Major problems	Rank
1.	AES-1 (Rainfed undulated plateau area having sandy-loam soil)	1. Erratic distribution of rainfall 2. Non adoption of recommended varieties 3. Use of traditional low yielding cropvarieties 4. Broadcast method of sowing 5. Low input use 6. Excess use of N & low use of P&K 7. Non adoption of seed treatment 8. Low use of organics 9. Low availability of water 10. Lack of pest & disease management	1 2 3 4 5 6 7 8 9 10

		11. Marketing problems	11
		12. Lack of improved breeds	12
		13. Lack of awareness	13
		14. Non availability of perennial watersources	14
		15. Inadequate availability of fodder	15
		16. Lack of finance	16
		17. Small land holding	17
		18. Non adoption of crop rotation	18
		19. Non-adoption of inter cropping inuplands	19
		20. Lack of knowledge on secondary(Ca,s) and micronutrient use (B,Zn, Mo)	20
		21. No knowledge of benefits of limingin acid soils.	21
		22. More care of vegetable cropscompared to rice because of cast income	22
		23. Poor management of animal	23
2.	AES-2 (Rain-fed upper plateau partial forest area having gravelly soil area)	1. Erratic distribution of rainfall	1
		2. Non adoption of recommended varieties	2
		3. Use of traditional low yielding crop varieties	3
		4. Broadcast method of sowing	4
		5. Low input use	5
		6. Excess use of N & low use of P&K	6
		7. Non adoption of seed treatment	7
		8. Low use of organics	8
		9. Low availability of water	9
		10. Lack of pest & disease management	10
		11. Marketing problems	11
		12. Lack of improved breeds	12
		13. Lack of awareness	13
		14. Non availability of perennial water sources	14
		15. Inadequate availability of fodder	15
		16. Lack of finance	16
		17. Small land holding	17
		18. Non adoption of crop rotation	18
		19. Non-adoption of inter cropping inuplands	19
		20. Lack of knowledge on secondary (Ca,s)and micronutrient use (B, Zn, Mo)	20
		21. No knowledge of benefits of liming inacid soils.	21
		22. More care of vegetable cropscompared to rice because of cast income	22
		23. Poor management of animal	23
3.	AES-3 (Degraded forest and mining area)	1. Erratic distribution of rainfall	1
		2. Non adoption of recommended varieties	2
		3. Use of traditional low yielding crop varieties	3
		4. Broadcast method of sowing	4
		5. Low input use	5
		6. Excess use of N & low use of P&K	6
		7. Non adoption of seed treatment	7
		8. Low use of organics	8
		9. Low availability of water	9
		10. Lack of pest & disease management	10
		11. Marketing problems	11
		12. Lack of improved breeds	12
		13. Lack of awareness	13
		14. Non availability of perennial water sources	14
		15. Inadequate availability of fodder	15
		16. Lack of finance	16
		17. Small land holding	17
		18. Non adoption of crop rotation	18
		19. Non-adoption of inter cropping inuplands	19
		20. Lack of knowledge on secondary (Ca,s)and micronutrient use (B, Zn, Mo)	20
		21. No knowledge of benefits of liming inacid soils.	21
		22. More care of vegetable cropscompared to rice because of cast income	22
		23. Poor management of animal	23

2.2. Area, Production and Productivity of major crops cultivated in the district (2024)

S. No	Crop	Area (ha)	Production (MT.)	Productivity (Qt./ha)	Yield gap (q/ha) with respect to demo of last year	Yield gap (q/ha) with respect to potential yield
1	Summer Rice	148	19.3			
2	Kharif Rice	41576	29.5			
3	Maize	2386	25.0			
4	Wheat	2789	22.34			
5	Finger millet	125	6.8			
6	Chick pea	4815	15			
7	Potato	1056	296			
8	Onion	849	188.6			
9	Oilseed					
10	Veg. (name)					
11	Fruit (Name)					
12	Others					

Source: District agriculture department.

2.3. Weather data (2023-24)

Year	Month	Rainfall (mm)	Temperature °C		Relative Humidity (%)	
			Maximum	Minimum	Maximum	Minimum
2023	January	0.00	22	7	80	45
	February	0.00	26	10	78	40
	March	22.4	32	15	75	35
	April	22.6	36	20	70	30
	May	22.0	38	24	68	28
	June	49.4	35	25	85	55
	July	122.1	32	24	90	65
	August	209.8	31	24	92	70
	September	223.8	32	23	90	68
	October	167.6	30	18	80	50
	November	0.00	27	12	75	38
	December	33.8	23	8	82	42
	TOTAL	867.8				
2024	January	0.00	21	7	81	44
	February	13.9	25	9	77	41
	March	34.7	31	14	76	36
	April	0.0	35	20	71	32
	May	52.0	37	23	69	29
	June	36.5	34	25	86	57
	July	168.1	33	25	91	66
	August	451.9	31	24	93	72
	September	249.0	33	23	91	70
	October	78.8	29	17	81	52
	November	0.00	26	11	76	39
	December	0.00	22	8	83	43
	TOTAL	1069				

2.4 Production and productivity of livestock, Poultry, Fisheries etc. in the district (2024)

Category	Population	Production	Productivity	Productivity gap
Cattle				
Buffalo	78806			
Sheep	43366			
Goats	224396			
Cattle				
Crossbred	24176			
Indigenous	458804			
Pigs	224326			
Poultry				

Hens				
Desi	177167			
Category		Production (q)	Productivity	
Fish (Reservoir)				

*Statcal report

2.5 Details of Operational area / Villages

Taluka	Name of the block	Name of the village	Major crops & enterprises	Existing yield (q/ha, number/year)	Major problem identified	Identified Thrust Areas
Bermo	Petarwar	Ambadih, Chargi, Jaruatn, Bundu, Lukaiya, Koh, Jaradih, Itke, Chanpi, Angwali, Kojram, Rukam etc.	Paddy Maize Groundnut Vegetables Potato Sweet potato Onion Mustard Poultry Goatry		1. Low productivity in cereals & pulses 2. Low profitability in vegetable cultivation 3. Low productivity in poultry & goatry	1. Introduction of high yielding and hybrid varieties of paddy 2. INM & IPM in paddy 3. Introduction of disease resistant variety of vegetable specially in tomato & brinjal 4. Introduction high yielding variety of Arhar gram, groundnut, mustard and Niger
Bermo	Kasmar	Durgapur, Raghunathpur, Madhukarpur, Mayapur, Kurko, Chandipur, Baraikala, Ranitanr, Manjura, Rangamati, Hisim, Kedla.	Paddy Maize Wheat Arhar Gram Niger Mustard Groundnut Vegetable Potato Sweet potato Lac Poultry Goatry		1. Low productivity in cereals & pulses 2. Low profitability in vegetable crops 3. Low productivity in poultry & goatry 4. Low productivity in oilseed crops 5. Low productivity in lac	5. Management of soil acidity through furrow application of lime and sweet potato cultivation with integrated nutrient management 6. Income generation activity for rural youth & farm women 7. Rain water harvesting.
Bermo	Gomia	Saram, Dhedhe, Tulbul, Mahuatanr, Lalpaniya, Kander	Paddy Vegetable Maize Wheat Arhar Niger Mustard Sweet potato Poultry Goatry Lac		1. Low productivity in cereals & pulses 2. Low profitability in vegetable crops 3. Low productivity in poultry & goatry 4. Low productivity in oilseed crops 5. Low productivity in lac	8. INM & IPM 9. Post harvest management, marketing & value addition 10. Farm mechanization 11. Introduction of high yielding variety of maize and wheat with integrated crop management
Bermo	Bermo	Jaridih, Govindpur	Paddy Maize Arhar Niger Vegetable Potato Lac Goatry		1. Low productivity in cereals & pulses 2. Low profitability in vegetable crops 3. Low productivity in poultry & goatry 4. Low productivity in lac	12. Moisture conservation and micro irrigation system 13. Breed improvement in goatry and piggery 14. Disease and feed management in

Bermo	Chandrapura	Taranari, Narra, Telo, Jarua, Kurumba, Paranga	Paddy Maize Arhar Vegetable Potato Lac Poultry Goatry		<ol style="list-style-type: none"> 1. Low productivity in cereals & pulses 2. Low profitability in vegetable crops 3. Low productivity in poultry & goatry 4. Low productivity in lac 	<p>poultry and goatry</p> <ol style="list-style-type: none"> 15. Organic vegetable cultivation 16. Popularization of sweet corn and baby corn 17. Popularization of low volume high value vegetable crops such as broccoli, colour d capsicum, 18. Popularization of mushroom production
Bermo	Nawadih	Alargo, Bhalmara, Chapri, Narayanpur, Penk, Kothi	Paddy Maize Arhar Niger Vegetable Potato Lac Poultry Goatry Piggery		<ol style="list-style-type: none"> 1. Low productivity in cereals & pulses 2. Low profitability in vegetable crops 3. Low productivity in poultry, goatry & piggery 4. Low productivity in oilseed crops 5. Low productivity in lac 	
Chas	Chas	Dharpura, Pokhanna, Jhopro, Ulgoda, Pindrajora, KasiJharia,	Paddy Maize Wheat Arhar Gram Mustard Vegetable Poultry Goatry Lac		<ol style="list-style-type: none"> 1. Low productivity in cereals & pulses 2. Low profitability in vegetable crops 3. Low productivity in poultry & goatry 4. Low productivity in oilseed crops 5. Low productivity in lac 	
Chas	Chandankiyari	Chandankiyari, Bansgari, Lanka, Machatanr, Siyaljori, Bermo	Paddy Maize Groundnut Vegetables Potato Poultry Goatry		<ol style="list-style-type: none"> 1. Low productivity in cereals & pulses 2. Low profitability in vegetable crops 3. Low productivity in poultry & goatry 4. Low productivity in oilseed crops 5. Low productivity in lac 	
	Jaridih	Tilaiya, Bhaski, Beldih, Araju, Gangjori, Pichri	Paddy Maize Wheat Arhar Gram Mustard Vegetable Poultry Goatry		<ol style="list-style-type: none"> 1. Low productivity in cereals & pulses 2. Low profitability in vegetable crops 3. Low productivity in poultry & goatry 4. Low productivity in oilseed crops 5. Low productivity in lac 	

2.6 Top five major priority thrust areas:

S. No	Thrust area
1.	Popularization of Soil and water conservation techniques
2.	Intensification in crop production system
3.	Development of seed production system.
4.	Value addition of locally available fruits & vegetables.
5.	Improvement of indigenous poor breeds of livestock.
6.	Soil Fertility Management
7.	Insect pest and disease management of major crops
8.	Entrepreneurship development through mushroom, vermi compost production.
9.	Farm Mechanization

3. TECHNICAL PROGRAMME

3 A. Details of targeted mandatory activities by KVK

OFT (1)		FLD (2)		
Number of OFTs	Number of Farmers	Area (ha)	No of enterprises	Number of Farmers
11	110	67	7	167

Training (3)		Extension Activities (4)	
Number of Courses	Number of Participants	Number of activities	Number of participants
66	3320	580	13250

Seed Production (Qtl.) (5)	Planting material (Nos.) (6)	Fish seed prod. (Nos) (7)	Soil Samples (8)
50	56000	0	0

3 B. Abstract of interventions to be undertaken

S. No	Thrust area	Crop/ Enterprise	Identified Problem	Interventions					
				Title of OFT if any	Title of FLD if any	Title of Training if any	Title of training for extension personnel if any	Extension activities	Supply of seeds, planting materials etc.
1	Intensification in crop production system	Crop	No cultivation of Kharif onion.	Evaluation of kharif onion varieties					
2	Crop diversification	Crop	No cultivation in terrace in urban area	Assessment and promotion of hydroponic based production system of leafy vegetables (Palak & coriander)					
3	Value addition	Enterprise	Under utilization of wood apple in spite of heavy production	Assessment of preparation methods of wood apple – lemon squash					
4	Value addition	Enterprise	Under utilized despite its potential for diverse application	Assessment of preparation methods of Sweet Potato Gulab Jamun					
5	Crop diversification	Crop	Low productivity of linseed	Assessment of integrated nutrient management on productivity of linseed					
6	Vegetable production	Vegetable Production	Lack of technical knowledge on Cauliflower production technology	Knowledge dissemination through village library					

7	crop production system	Crop	Lack of knowledge about package technology	Impact of dissemination of technology through KVK Ambassador (KVK Doot)						
8										

3.1 Technologies to be assessed

A.1 Abstract on the number of technologies to be assessed in respect of crops

Thematic areas	Cereals	Oilseeds	Pulses	Commercial Crops	Vegetables	Fruits	Flower	Plantation crops	Tuber Crops	TOTAL
Varietal Evaluation										
Seed / Plant production										
Weed Management										
Integrated Crop Management		1			1					2
Integrated Nutrient Management										
Integrated Farming System										
Mushroom cultivation										
Drudgery reduction										
Farm machineries										
Value addition						2				2
Integrated Pest Management										
Integrated Disease Management										
Resource conservation technology					1					1
Small Scale income generating enterprises	1				1					2
TOTAL	1	1			3	2				7

A.2 Abstract on the number of technologies to be assessed in respect of livestock / enterprises

Thematic areas	Cattle	Poultry	Sheep	Goat	Piggery	Vermi culture	Fisheries	TOTAL
Evaluation of Breeds								
Nutrition Management								
Disease of Management								
Value Addition								
Production and Management								
Feed and Fodder								
Small Scale income generating enterprises								
TOTAL								

B. Details of all On Farm Trial in the given format

OFT-1

Crop	:	Onion						
Season	:	Kharif-2025						
Main problem	:	No cultivation of Kharif onion.						
Main cause	:	Recommended variety not available to farmer during Kharif season						
Title of OFT	:	Evaluation of kharif onion varieties						
Farming situation	:	Soil type-Sandy loam, land type-Upland, irrigation type-Surface Irrigation, previous crop-Bringal.						
Thematic area	:	Varietal evaluation						
Farmer practice	:	FP: No cultivation of kharif onion						
Technology option selected for assessment	:	TO-1: Arka Line 883 TO-2: Agrifound Dark Red TO-3: Arka Kalyan/Bhima						
Source of technology	:	IIHR, NHRDF, Nasik						
No of trial	:	1 (Replication10 Total area for field crops 1.0 ha and for vegetable 0.4 ha)						
Detail of critical input	:	Seed, Pesticides						
Cost of individual critical input	:	Seed-Rs. 8000.00, Pesticides:- Rs. 3000.00						
Total cost of critical input	:	Rs.11000/ha						
Performance indicator to be recorded	Yield				Cost of cultivation (Rs./ha)	Gross return (Rs/ha)	Net return (Rs./ha)	BC ratio
	No. of leaf	Size of bulb (Diameter) (cm)	Bulb weight	Yield (q/ha)				

OFT-2

Crop	Chilli
Season	Rabi
Main problem	Flower drop in chilli crop.
Main cause	Hormonal imbalance
Title of OFT	Management of flower drop in Chilli crop through PGR application.
Farming situation	Soil type:- Red laterite land type:- Mid Land Irrigation type:- Irrigation Previous crop:- Paddy
Thematic area	Growth regulator
Farmer practice	TO-I (No use of PGR, farmer practice)
Technology option selected for assessment	TO II: Spray of NAA (Planofix) @25PPM 1st spraying at 30DAT and at 2nd at flowering stage TO-III :Spray of GA3 @10PPM 1st spraying at 30DAT and at 2nd at flowering stage
Source of technology	TO-2 BAU Sabour Bihar, 2022; TO-3 TNAU 2024
No of trial	10 (Total area : 0.4 ha)
Detail of critical input	PGR (Planofix, GA3)
Cost of individual critical input	PGR (Planofix & GA3):- Rs. 1000 .00 Each
Total cost of critical input	Rs. 2000/0.4ha
Performance indicator to be recorded	(i) Days from Transplanting to 50% flowering; No. of flower present on plant and no. of flowers dropped on soil will be observed twice at weekly interval after second spray.; No. of fruits per plant; Average fruit weight (g) (ii) Yield (q/ha) (iii) Economic indicator (Cost of cultivation, Gross return, Net return, B:C ratio) (iv) Farmer perception

OFT-3

Crop	Wood Apple
Season	Summer-2025
Main problem	Under utilization of wood apple in spite of heavy production
Main cause	Lack of Processing and preservation knowledge among local farmers
Title of OFT	Assessment of preparation methods of wood apple –lemon squash
Farming situation	Rainfed
Thematic area	Value addition & preservation
Farmer practice	FP – Consumption of home made wood apple Sharbat.
Technology option selected for assessment	T1 – Development of wood apple extract and lemon in the ratio of 90:10 in squash Formulation – Wood apple juice 900ml + Lemon juice 100ml, Sugar – 1.8kg, Water -1 Lit, Citric acid – 25g KMS – 2.5g, T2 - Development of wood apple extract and lemon in the ratio of 80:20 in squash Formulation – Wood apple juice 800ml + Lemon juice 200ml, Sugar – 1.8kg, Water -1 Lit, Citric acid – 25g KMS – 2.5g,
Source of technology	Research Journal of Food and Nutrition Vol. (3), No-11, Year 2019
No of trial	10
Detail of critical input	Ripe Wood Apple-Lemon-Muslin Cloth, Sugar, Citric Acid & KMS and Glass Bottles
Cost of individual critical input	Rs. 1000/-
Total cost of critical input	Rs. 10000/-
Performance indicator to be recorded	(i) Technical indicator- Sensory parameters, Self life, Economics, B:C Ratio

OFT-4

Crop	Sweet Potato
Season	Rabi 2025
Main problem	Under utilized despite its potential for diverse application
Main cause	Limited knowledge of its utilization.
Title of OFT	Assessment of preparation methods of Sweet Potato Gulab Jamun
Farming situation	Rain-fed
Thematic area	Value addition & preservation
Farmer practice	FP – Consumption of Sweet Potato just by roasting or boiling
Technology option selected for assessment	T1 – Development of Gulab Jamun by traditional methods (By the use of Khowa) Formulation – Khowa – 80%, Refined wheat flour- 20%, Baking Powder-0.25, T2 - Development of Sweet Potato Gulab Jamun with the use of Milk Powder Formulation – Skim milk powder– 43.5%, Semolina- 25% (40% replaced by sweet potato), Ghee- 15% Baking Powder-1.5 and Cardamom-0.1%
Source of technology	Title of ResearchPaper : Gulab Jamun : A Highly Delicious Indian milk Sweet. Published on (May 2018), Author : Mahendra Pal, Cited on : https://academia.edu
No of trial	10
Detail of critical input	Sweet Potato, Khowa, Milk powder, Sugar, Muslin Cloth, Plastic container
Cost of individual critical input	Rs. 1000/-
Total cost of critical input	Rs. 10000/-
Performance indicator to be recorded	(i) Technical indicator- Sensory parameters, Economics, B:C Ratio

OFT-5

Crop	Linseed
Season	Rabi 2025-26
Main problem	Low productivity of linseed
Main cause	No use of fertilizer
Title of OFT	Assessment of integrated nutrient management on productivity of linseed
Farming situation	Partial irrigated/Rain-fed
Thematic area	INM
Farmer practice	T1 – Negligent use of fertilizer (6-8kg N/ha)
Technology option selected for assessment	T2 – 100% RDF (N ₄₀ P ₃₀ K ₂₀)Kg/ha T3 - 50% RDF +50% RDN through FYM T4 - 50% RDF +50% RDN through poultry manure
Source of technology	BAU, Ranchi
No of trial	10
Detail of critical input	Seed, Fertilizer
Cost of individual critical input	Rs. 2000
Total cost of critical input	Rs. 20000
Performance indicator to be recorded	(i) Technical indicator- Soil Analysis, Yield attributes, Yield (q/ha), Economics Cost. (Plant height and number of tillage). (ii) Economic indicator - Cost of cultivation, Gross Cost, Net income, BC Ratio

OFT-6

Crop	Vegetable (Crop- Cauliflower)
Season	Kharif/Rabi
Main problem	Lack of technical knowledge on Cauliflower production technology
Main cause	Low yield of vegetable(Cauliflower)
Title of OFT	Knowledge dissemination through village library
Farming situation	Rain-fed
Thematic area	Group Dynamics and Capacity building
Farmer practice	T1- Non user
Technology option selected for assessment	T2-- Village Library user group
Source of technology	OFT finalization Workshop, ATARI, Patna
No of trial	1 (30 farmers from each village 4 library)
Detail of critical input	Training, Seed
Cost of individual critical input	Rs. 5000 each group
Total cost of critical input	Rs.20000 /ha
Performance indicator to be recorded	<ol style="list-style-type: none">1. Physical facilities provided by KVK2. Knowledge level of farmers3. Awareness level of the farmers4. Adoption level5. Relevancy test of materials we provided6. Need based , usefulness of materials, timeliness of materials

OFT-7

Crop	Rice
Season	Kharif 2025
Main problem	Lack of knowledge about package technology
Main cause	No proper dissemination mechanism
Title of OFT	Impact of dissemination of technology through KVK Ambassador (KVK Doot)
Farming situation	Rain-fed
Thematic area	Capacity building
Farmer practice	T1 - Non user
Technology option selected for assessment	TO1 –Information dissemination by KVK-Doot. TO2- Association of farmers functioning of different schemes and departments related to agriculture
Source of technology	OFT finalization Workshop, ATARI, Patna
No of trial	1 (4 farmers per village (No. of Village =5) per block (in 2 block) (Criteria- Progressive/ innovative of same education, and 4-5 years of contact with KVK
Detail of critical input	Training 3-5 days of refresher course of farming
Cost of individual critical input	Rs. 5000/-
Total cost of critical input	Rs. 20,000/-
Performance indicator to be recorded	1. Dissemination of technology (no of farmers per ambassador 2. Knowledge gain of partner farmers/ ambassador 3. Technology adoption index of ambassador / partner farmers.

3.2 Frontline Demonstrations

A. Details of FLDs to be organized -

Sl. No.	Crop	Thematic area	Technology for demonstration	Critical inputs	Season and year	Area (ha)	No. of farmers / demon	Parameters identified (Yield related attributes, yield economics and farmers' perception)
1	Rice	Crop Production	Improved variety (Rajendra Mansuri/ IR 64 DRT1, seed treatment with Carbendazine @2gm/Kg, line sowing (30X15 CM) and RDF (120N, 60P, 40K)	Seed+IPM+ micronutrients	Kharif 2025	20	50	(I) Technical indicator- Yield and yield attributes (II) Economic indicator - Cost of cultivation, Gross Cost, Net income, BC Ratio Farmer Feedback-
2	finger millet	Crop Production	Variety Birsa Mandua-3, seed treatment with Carbendazine @2gm/Kg, line sowing (30X10 CM) and RDF (40:30:20 NPK)	Seed + IPM+ micronutrients	Kharif 2025	10	25	(I) Technical indicator- Yield and yield attributes (II) Economic indicator - Cost of cultivation, Gross Cost, Net income, BC Ratio Farmer Feedback-
3	Sweet Corn Maize	Crop Production	Improved variety Namdhari-8601), seed treatment with Carbendazine @2 gm/Kg, line sowing (75X30cm) and RDF (150:60:40 NPK)	Seed + IPM+ micronutrients	Rabi 2025	5.0	12	(I) Technical indicator- Yield and yield attributes (II) Economic indicator - Cost of cultivation, Gross Cost, Net income, BC Ratio Farmer Feedback-
4	Chia seed	Crop diversification	Improved variety chia seed, line sowing (60X25cm), One hand weeding 25DAS and 250 Kg Vermi compost	Seed + IPM+ micronutrients	Rabi - 2025	2.0	10	(I) Technical indicator- Yield (II) Economic indicator - Cost of cultivation, Gross Cost, Net income, BC Ratio Farmer Feedback-
5	Onion	Crop diversification	Variety Sukhsagar (Kalas), Seed treatment with Carbendazine @2gm/Kg, line sowing (15X10CM) and RDF(100:60:60 NPK)	Seed + IPM+ micronutrients	Rabi - 2025	10	25	(I) Technical indicator- Yield and yield attributes (II) Economic indicator - Cost of cultivation, Gross Cost, Net income, BC Ratio Farmer Feedback-
6	mango as squash	Value addition and preservation	Use of preservation technology	Mango+ Preservatives	Summer 2025	10	25	Technical indicator- Sensory parameters, Shelf life, Economics, B:C Ratio
7	Carrot as Carrot Jam	Value addition and preservation	Use of preservation technology with the help of preservative like citric acid	Mango+ Preservatives	Winter Season, 2025	10	20	Technical indicator- Sensory parameters, Self life, Economics, B:C Ratio
Total						67	167	

Sponsored Demonstration

Crop	Area (ha)	No. of farmers

B. Extension and Training activities under FLDs

S. No.	Activity	No. of activities	Month	Number of participants
1	Field day	12		360
2	Kisan Mela	01		580
3	Kisan Ghosthi	14		450
4	Exhibition	01		120
5	Ex-trainees sammelan	02		100
6	Special day celebration	05		680
7	Animal health camp	02		160
8	Soil test camp	02		240
9	Soil health camp	02		180
10	SHG conveners meeting	01		80
11	Farmer Scientist interaction	04		120
12	Scientist visit to farmers field	48		480

C. Details of FLD on Enterprises

(i) Farm Implements

Name of the implement	Crop	Season and year	No. of farmers	Area (ha)	Critical inputs	Performance parameters / indicators

(ii) Livestock Enterprises

Enterprise	Breed	No. of farmers	No. of animals, poultry birds/ha. etc.	Critical inputs	Performance parameters / indicators

Details of all FLD in the given format

FLD-1

Title of FLD	Production technology of paddy production	
Season & Year	Kharif 2025	
Main Problem	Limited availability of seed.	
Main cause of problem	Lack of awareness.	
Full detail of farmer's Practice	Local variety, No seed treatment and imbalance use of fertilizer	
Name of the Technology	Production Technology of paddy	
Full detail of technology to be demonstrated	Improved variety (Rajendra Mansuri/ IR 64 DRT1, seed treatment with Carbendazine @2gm/Kg, line sowing (30X15 CM) and RDF (120N, 60P,40K)	
Thematic area	Crop Production	
Source of Technology with year	BAU Ranchi	
Name of villages	Koh, Aarajua, Kasmar, Chandankyari,	
Farming situation	Rain-fed	
Area (ha)/Unit (No.)	20	No of farmers -50
Performance indicator	(i) Technical indicator- Yield and yield attributes (ii) Economic indicator - Cost of cultivation, Gross Cost, Net income, BC Ratio (iii) Farmer Feedback-	

FLD-2

Title of FLD	Production technology of finger millet		
Season & Year	Kharif 2025		
Main Problem	Low productivity		
Main cause of problem	Lack of awareness.		
Full detail of farmer's Practice	Local variety, No seed treatment and imbalance use of fertilizer		
Name of the Technology	Production Technology of finger millet		
Full detail of technology to be demonstrated	Variety Birsa Mandua-3, seed treatment with Carbendazine @2gm/Kg, line sowing (30X10 CM) and RDF (40:30:20 NPK)		
Thematic area	Crop Production		
Source of Technology with year	BAU Ranchi		
Name of villages	Jaradih, Merudaru, Osam, Mehulsudi, Arjua, Pordag. Kasmar, Gomia,		
Farming situation	Rain-fed		
Area (ha)/Unit (No.)	10	No of farmers	25
Performance indicator	(III)	Technical indicator- Yield and yield attributes	
	(IV)	Economic indicator - Cost of cultivation, Gross Cost, Net income, BC Ratio	
	(V)	Farmer Feedback-	

FLD-3

Title of FLD	Production technology of Sweet Corn Maize (Nandhari-8601		
Season & Year	Rabi 2025		
Main Problem	Low productivity		
Main cause of problem	Lack of knowledge and awareness about improved variety		
Full detail of farmer's Practice	Local variety, No seed treatment and imbalance use of fertilizer		
Name of the Technology	Production Technology of Sweet corn-(Namdhari-8601		
Full detail of technology to be demonstrated	Improved variety Namdhari-8601), seed treatment with Carbendazine @2 gm/Kg, line sowing (75X30cm) and RDF (150:60:40 NPK)		
Thematic area	Crop Production		
Source of Technology with year	BAU Ranchi		
Name of villages	Atke, Kusmajara, Khairajara, Ordana		
Farming situation	Rainfed		
Area (ha)/Unit (No.)	5.0 ha	No of farmers	12
Performance indicator	(III) Technical indicator- Yield and yield attributes (IV) Economic indicator - Cost of cultivation, Gross Cost, Net income, BC Ratio (V) Farmer Feedback-		

FLD-4

Title of FLD	Production technology of Chia seed (Salvia Hispanica L.)		
Season & Year	Rabi -2025		
Main Problem	Lack of knowledge and awareness about chia crop.		
Main cause of problem	No intervention has been made.		
Full detail of farmer's Practice	Local variety, No seed treatment and imbalance use of fertilizer		
Name of the Technology	Production Technology of Chia Seed		
Full detail of technology to be demonstrated	Improved variety chia seed, line sowing (60X25cm), One hand weeding 25DAS and 250 Kg Vermi compost		
Thematic area	Crop diversification		
Source of Technology with year	CSIR - Institute of Himalayan Bioresource Technology, Palampur		
Name of villages	Jaradih, Hisim, Gomia		
Farming situation	Rain-fed		
Area (ha)/Unit (No.)	2.0 ha	No of farmers	10
Performance indicator	(III) Technical indicator- Yield (IV) Economic indicator - Cost of cultivation, Gross Cost, Net income, BC Ratio (V) Farmer Feedback-		

FLD – 5

Title of FLD	Production technology of onion		
Season & Year	Rabi -2025		
Main Problem	Low yield		
Main cause of problem	Lack of awareness about improved varieties.		
Full detail of farmer's Practice	Local variety, No seed treatment and imbalance use of fertilizer		
Name of the Technology	Production Technology of Onion		
Full detail of technology to be demonstrated	Variety Sukhsagar (Kalas), Seed treatment with Carbendazine @2gm/Kg, line sowing (15X10CM) and RDF(100:60:60 NPK)		
Thematic area	Crop diversification		
Source of Technology with year	BAU Ranchi		
Name of villages	Koh, Ambadih, Lukaiya, Banga, Arjua, Merudaru		
Farming situation	Rain-fed		
Area (ha)/Unit (No.)	10ha	No of farmers	25
Performance indicator	(III) Technical indicator- Yield and yield attributes (IV) Economic indicator - Cost of cultivation, Gross Cost, Net income, BC Ratio (V) Farmer Feedback-		

FLD-6

Title of FLD	Promotion of Raw mango as squash		
Season & Year	Summer 2025		
Main Problem	Plenty availability of Raw mango, but not properly utilized		
Main cause of problem	Lack of processing and preservation knowledge among local farmers		
Full detail of farmer's Practice	Local people consume Raw mango as Pickle		
Name of the Technology	Preservation technology		
Full detail of technology to be demonstrated	Use of preservation technology		
Thematic area	Value addition and preservation		
Source of Technology with year	Technical bulleting of RAU Pusa Samastipur, Bihar Qy ,oalCthifjj{k.kfnXnf'kZdk 2011		
Name of villages	Lepo, Sadma khurd and Santhaldih		
Farming situation	Rain-fed		
Unit (No.)	10	No of farmers	20
Performance indicator	(i) Technical indicator- Sensory parameters, Shelf life, Economics, B:C Ratio		

FLD-7

Title of FLD	Promotion of Carrot as Carrot Jam		
Season & Year	Winter Season, 2025		
Main Problem	Plenty availability of Carrot, but not properly utilized		
Main cause of problem	Lack of processing and preservation knowledge among local farmers		
Full detail of farmer's Practice	Local people consume it as salad and in different type of Bhujia and Sabji.		
Name of the Technology	Preservation technology		
Full detail of technology to be demonstrated	Use of preservation technology with the help of preservative like citric acid		
Thematic area	Value addition and preservation		
Source of Technology with year	Technical Bulletin of Food and Nutritional Department, GBPUAT Pantnagar, Uttarakhand		
Name of villages	Lepo, Sadma khurd and Santhaldih		
Farming situation	Rain-fed		
Unit (No.)	10	No of farmers	20
Performance indicator	(i) Technical indicator- Sensory parameters, Self life, Economics, B:C Ratio		

3.3 Training (Including the sponsored and FLD training programmes): **Note: 25 participants per training**

A) ON Campus

Thematic Area	No of Courses	No. of Participants						Grand Total
		Others			SC/ST			
		Male	Female	Total	Male	Female	Total	
(A) Farmers & Farm Women								
I Crop Production								
Weed Management	2	15	10	25	5	20	25	50
Resource Conservation Technologies	1	5	10	15	5	5	10	25
Cropping Systems	2	10	15	25	10	15	25	50
Crop Diversification	5	15	46	60	20	45	65	125
Site specific nutrient management								
Integrated Farming								
Water management	2	5	10	15	5	30	35	50
Seed production								
Nursery management	1	0	0	0	5	20	25	25
Integrated Crop Management								
Fodder production								
Production of organic inputs								
Natural farming	2	5	5	10	10	30	40	50
II Horticulture								
a) Vegetable Crops								
Production of low volume and high value crops	2	10	15	25	10	15	25	50
Off-season vegetables	1	0	0	0	5	20	25	25
Nursery raising	1	0	0	0	5	20	25	25
Exotic vegetables like Broccoli								
Export potential vegetables								
Grading and standardization								
Protective cultivation (Green Houses, Shade Net etc.)								
Natural farming	2	5	5	10	10	30	40	50
b) Fruits								
Training and Pruning								
Layout and Management of Orchards	1	0	0	0	5	20	25	25
Cultivation of Fruit								
Management of young plants/orchards								
Rejuvenation of old orchards								
Export potential fruits								
Micro irrigation systems of orchards								
Plant propagation techniques	2	5	5	10	10	30	40	50
c) Ornamental Plants								
Nursery Management								
Management of potted plants								
Export potential of ornamental plants								
Propagation techniques of Ornamental Plants								
d) Plantation crops								
Production and Management technology								
Processing and value addition								
e) Tuber crops								
Production and Management technology								
Processing and value addition								
f) Spices								
Production and Management technology								
Processing and value addition								
g) Medicinal and Aromatic Plants								
Nursery management								

Production and management technology								
Post harvest technology and value addition								
III Soil Health and Fertility Management								
Soil fertility management	2	5	5	10	10	30	40	50
Soil and Water Conservation								
Integrated Nutrient Management								
Production and use of organic inputs	2	5	5	10	10	30	40	50
Management of Problematic soils								
Micro nutrient deficiency in crops								
Nutrient Use Efficiency								
Soil and Water Testing	2	10	15	25	10	15	25	50
IV Livestock Production and Management								
Dairy Management								
Poultry Management								
Piggery Management								
Rabbit Management/goat								
Disease Management								
Feed management								
Production of quality animal products								
V Home Science/Women empowerment								
Household food security by kitchen gardening and nutrition gardening	2	0	15	15	0	35	35	50
Design and development of low/minimum cost diet								
Designing and development for high nutrient efficiency diet	1	0	15	15	0	10	10	25
Minimization of nutrient loss in processing								
Gender mainstreaming through SHGs	1	0	15	15	0	10	10	25
Storage loss minimization techniques	1	0	15	15	0	10	10	25
Value addition	2	0	20	20	0	30	30	50
Income generation activities for empowerment of rural Women								
Location specific drudgery reduction technologies								
Rural Crafts								
Women and child care								
VI Agril. Engineering								
Installation and maintenance of micro irrigation systems	2	10	15	25	10	15	25	50
Use of Plastics in farming practices	2	10	15	25	10	15	25	50
Production of small tools and implements								
Repair and maintenance of farm machinery and implements	2	10	15	25	10	15	25	50
Small scale processing and value addition								
Post Harvest Technology								
VII Plant Protection								
Integrated Pest Management	2	5	15	20	10	20	30	50
Integrated Disease Management	2	5	5	10	10	30	40	50
Bio-control of pests and diseases								
Production of bio control agents and bio pesticides								
VIII Fisheries								
Integrated fish farming								
Carp breeding and hatchery management								

Carp fry and fingerling rearing								
Composite fish culture								
Hatchery management and culture of freshwater prawn								
Breeding and culture of ornamental fishes								
Portable plastic carp hatchery								
Pen culture of fish and prawn								
Shrimp farming								
Edible oyster farming								
Pearl culture								
Fish processing and value addition								
IX Production of Inputs at site								
Seed Production	2	15	10	25	10	15	25	50
Planting material production	1	5	5	10	0	15	15	25
Bio-agents production								
Bio-pesticides production								
Bio-fertilizer production								
Vermi-compost production	3	10	25	35	5	35	40	75
Organic manures production								
Production of fry and fingerlings								
Production of Bee-colonies and wax sheets								
Small tools and implements								
Production of livestock feed and fodder								
Production of Fish feed								
X Capacity Building and Group Dynamics								
Leadership development								
Group dynamics								
Formation and Management of SHGs/FPOs etc	4		25	25	10	65	75	100
Mobilization of social capital	1	5	5	10	5	10	15	25
Entrepreneurial development of farmers/youths	2	10	10	20	10	20	30	50
WTO and IPR issues								
XI Agro-forestry								
Production technologies								
Nursery management								
Integrated Farming Systems								
XII Others (Pl. Specify)								
TOTAL	60	180	220	400	225	725	950	1500
(B) RURAL YOUTH								
Mushroom Production	2	5	15	20	5	25	30	50
Bee-keeping	1	5	5	10	5	10	15	25
Integrated farming								
Seed production	2	10	15	25	10	15	25	50
Production of organic inputs	4	10	25	35	20	45	65	100
Integrated Farming (Medicinal)								
Planting material production	1	5	5	10	0	15	15	25
Vermi-culture	2	15	10	25	10	15	25	50
Sericulture								
Protected cultivation of vegetable crops	1	5	5	10	5	10	15	25
Commercial fruit production								
Repair and maintenance of farm machinery and implements								
Nursery Management of Horticulture crops	1	5	10	15	5	5	10	25
Training and pruning of orchards								
Value addition	2	0	25	25	0	25	25	50
Production of quality animal products								
Dairying								
Sheep and goat rearing								
Quail farming								

Piggery								
Rabbit farming								
Poultry production								
Ornamental fisheries								
Para vets								
Para extension workers								
Composite fish culture								
Freshwater prawn culture								
Shrimp farming								
Pearl culture								
Cold water fisheries								
Fish harvest and processing technology								
Fry and fingerling rearing								
Small scale processing								
Post Harvest Technology								
Tailoring and Stitching	2	0	25	25	0	25	25	50
Rural Crafts								
TOTAL	18	60	140	200	60	190	250	450
(C) Extension Personnel								
Productivity enhancement in field crops	2	10	15	25	10	15	25	50
Integrated Pest Management	1	5	10	15	5	5	10	25
Integrated Nutrient management	1	15	0	15	10	0	10	25
Rejuvenation of old orchards								
Protected cultivation technology	1	10	5	15	5	5	10	25
Formation and Management of SHGs	1	5	5	10	5	10	15	25
Group Dynamics and farmers organization	2	10	15	25	10	15	25	50
Information networking among farmers								
Capacity building for ICT application								
Care and maintenance of farm machinery and implements								
WTO and IPR issues								
Management in farm animals								
Livestock feed and fodder production								
Household food security	1	0	10	10	0	15	15	25
Women and Child care								
Low cost and nutrient efficient diet designing	1	0	15	15	0	10	10	25
Production and use of organic inputs	1	10	0	10	10	5	15	25
Gender mainstreaming through SHGs								
Any other (Pl. Specify)								
TOTAL								
G. Total	11	65	75	140	55	80	135	275

B) OFF Campus **Note: 25 participants per training**

Thematic Area	No. of Courses	No. of Participants						Grand Total
		Others			SC/ST			
		Male	Female	Total	Male	Female	Total	
(A) Farmers & Farm Women								
I Crop Production								
Weed Management	1	5	0	5	5	15	20	25
Resource Conservation Technologies								
Cropping Systems								
Crop Diversification	1	0	10	10	5	10	15	25
Integrated Farming								
Water management	1	5	5	10	5	10	15	25
Seed production								
Nursery management	1	0	10	10	0	15	15	25
Integrated Crop Management								
Fodder production	1	5	5	10	5	10	15	25
Production of organic inputs								
II Horticulture								
a) Vegetable Crops								
Production of low volume and high value crops	1	5	10	15	0	10	10	25
Off-season vegetables								
Nursery raising	2	0	15	15	10	25	35	50
Exotic vegetables like Broccoli								
Export potential vegetables								
Grading and standardization								
Protective cultivation (Green Houses, Shade Net etc.)								
b) Fruits								
Training and Pruning								
Layout and Management of Orchards	1	5	5	10	5	10	15	25
Cultivation of Fruit								
Management of young plants/orchards	1	0	5	5	5	15	20	25
Rejuvenation of old orchards								
Export potential fruits								
Micro irrigation systems of orchards								
Plant propagation techniques	1	5	5	10	0	15	15	25
c) Ornamental Plants								
Nursery Management								
Management of potted plants								
Export potential of ornamental plants								
Propagation techniques of Ornamental Plants								
d) Plantation crops								
Production and Management technology								
Processing and value addition								
e) Tuber crops								
Production and Management technology								
Processing and value addition								
f) Spices								
Production and Management technology								
Processing and value addition								
g) Medicinal and Aromatic Plants								
Nursery management								
Production and management technology								
Post harvest technology and value addition								
III Soil Health and Fertility Management								
Soil fertility management	1	5	5	10	5	10	15	25
Soil and Water Conservation								
Integrated Nutrient Management	1	10	0	10	5	10	15	25
Production and use of organic inputs								
Management of Problematic soils								
Micro nutrient deficiency in crops								
Nutrient Use Efficiency								
Soil and Water Testing	2	10	5	15	10	25	35	50
IV Livestock Production and Management								
Dairy Management								
Poultry Management								
Piggery Management								
Rabbit Management /goat								
Disease Management								
Feed management								
Production of quality animal products								

V Home Science/Women empowerment								
Household food security by kitchen gardening and nutrition gardening	1	5	5	10	5	10	15	25
Design and development of low/minimum cost diet								
Designing and development for high nutrient efficiency diet	1	0	10	10	0	15	15	25
Minimization of nutrient loss in processing								
Gender mainstreaming through SHGs								
Storage loss minimization techniques								
Value addition	2	0	15	15	0	35	35	50
Income generation activities for empowerment of rural Women	1	0	10	10	0	15	15	25
Location specific drudgery reduction technologies								
Rural Crafts								
Women and child care								
VI Agril. Engineering								
Installation and maintenance of micro irrigation systems								
Use of Plastics in farming practices	1	5	5	10	5	10	15	25
Production of small tools and implements	1	5	5	10	5	10	15	25
Repair and maintenance of farm machinery and implements								
Small scale processing and value addition	1	5	5	10	5	10	15	25
Post Harvest Technology								
VII Plant Protection								
Integrated Pest Management	1	5	5	10	5	10	15	25
Integrated Disease Management	1	5	5	10	5	10	15	25
Bio-control of pests and diseases								
Production of bio control agents and bio pesticides	1	5	5	10	5	10	15	25
VIII Fisheries								
Integrated fish farming								
Carp breeding and hatchery management								
Carp fry and fingerling rearing								
Composite fish culture								
Hatchery management and culture of freshwater prawn								
Breeding and culture of ornamental fishes								
Portable plastic carp hatchery								
Pen culture of fish and prawn								
Shrimp farming								
Edible oyster farming								
Pearl culture								
Fish processing and value addition								
IX Production of Inputs at site								
Seed Production	1	5	5	10	5	10	15	25
Planting material production (Horti.)								
Bio-agents production								
Bio-pesticides production								
Bio-fertilizer production								
Vermi-compost production (Horti.)	1	5	5	10	5	10	15	25
Organic manures production (A.S.)								
Production of fry and fingerlings								
Production of Bee-colonies and wax sheets								
Small tools and implements								
Production of livestock feed and fodder								
Production of Fish feed								
X Capacity Building and Group Dynamics								
Leadership development	1	0	10	10	0	15	15	25
Group dynamics	1	0	10	10	0	15	15	25
Formation and Management of SHGs(HS)	1	0	10	10	0	15	15	25
Mobilization of social capital								
Entrepreneurial development of farmers/youths (Agro)	1	0	10	10	0	15	15	25
WTO and IPR issues								
XI Agro-forestry								
Production technologies								
Nursery management								
Integrated Farming Systems (Agro)								
XII Others (Pl. Specify)								
TOTAL	32	100	200	300	105	395	500	800

C) Consolidated table (ON and OFF Campus)

Thematic Area	No. of Courses	No. of Participants						Grand Total
		Others			SC/ST			
		Male	Female	Total	Male	Female	Total	
(A) Farmers & Farm Women								
I Crop Production								
Weed Management	3	20	10	30	10	35	45	75
Resource Conservation Technologies	1	5	10	15	5	5	10	25
Cropping Systems	2	10	15	25	10	15	25	50
Crop Diversification	6	15	55	70	25	55	80	150
Integrated Farming								
Water management	3	10	15	25	10	40	50	75
Seed production								
Nursery management	2	0	10	10	5	35	40	50
Integrated Crop Management								
Fodder production	1	5	5	10	5	10	15	25
Production of organic inputs	2	5	5	10	10	30	40	50
II Horticulture								
a) Vegetable Crops								
Production of low volume and high value crops	3	15	25	40	10	25	35	75
Off-season vegetables	1	0	0	0	5	20	25	25
Nursery raising	3	0	15	15	10	25	35	75
Exotic vegetables like Broccoli								
Export potential vegetables								
Grading and standardization								
Natural Farming	2	5	5	10	10	30	40	50
b) Fruits								
Training and Pruning								
Layout and Management of Orchards	2	10	10	20	10	20	30	50
Cultivation of Fruit								
Management of young plants/orchards	1	0	5	5	5	15	20	25
Rejuvenation of old orchards								
Export potential fruits								
Micro irrigation systems of orchards								
Plant propagation techniques	3	10	10	20	10	45	55	75
c) Ornamental Plants								
Nursery Management								
Management of potted plants								
Export potential of ornamental plants								
Propagation techniques of Ornamental Plants								
d) Plantation crops								
Production and Management technology								
Processing and value addition								
e) Tuber crops								
Production and Management technology								
Processing and value addition								
f) Spices								
Production and Management technology								
Processing and value addition								
g) Medicinal and Aromatic Plants								
Nursery management								
Production and management technology								
Post harvest technology and value addition								
(B) RURAL YOUTH								
Mushroom Production	2	5	15	20	5	25	30	50
Bee-keeping	1	5	5	10	5	10	15	25
Integrated farming								
Seed production	2	10	15	25	10	15	25	50
Production of organic inputs	4	10	25	35	20	45	65	100
Planting material production	1	5	5	10	0	15	15	25
Vermi-culture	2	15	10	25	10	15	25	50
Sericulture								
Protected cultivation of vegetable crops	1	5	5	10	5	10	15	25
Commercial fruit production								
Repair and maintenance of farm machinery and implements								
Nursery Management of Horticulture crops	1	5	10	15	5	5	10	25
Training and pruning of orchards								
Value addition	2	0	25	25	0	25	25	50
Production of quality animal products								

Dairying								
Sheep and goat rearing								
Quail farming								
Piggery								
Rabbit farming								
Poultry production								
Ornamental fisheries								
Para vets								
Para extension workers								
Composite fish culture								
Freshwater prawn culture								
Shrimp farming								
Pearl culture								
Cold water fisheries								
Fish harvest and processing technology								
Fry and fingerling rearing								
Small scale processing								
Post Harvest Technology								
Tailoring and Stitching								
Rural Crafts								
TOTAL	16	60	115	175	60	165	225	400
(C) Extension Personnel								
Productivity enhancement in field crops	2	10	15	25	10	15	25	50
Integrated Pest Management	1	5	10	15	5	5	10	25
Integrated Nutrient management	1	15	0	15	10	0	10	25
Rejuvenation of old orchards								
Protected cultivation technology	1	10	5	15	5	5	10	25
Formation and Management of SHGs	1	5	5	10	5	10	15	25
Group Dynamics and farmers organization	2	10	15	25	10	15	25	50
Information networking among farmers								
Capacity building for ICT application								
Care and maintenance of farm machinery and implements								
WTO and IPR issues								
Management in farm animals								
Livestock feed and fodder production								
Household food security	1	0	10	10	0	15	15	25
Women and Child care								
Low cost and nutrient efficient diet designing	1	0	15	15	0	10	10	25
Production and use of organic inputs	1	10	0	10	10	5	15	25
Gender mainstreaming through SHGs								
Any other (Pl. Specify)								
TOTAL	11	65	75	140	55	80	135	275
G. Total								
III Soil Health and Fertility Management								
Soil fertility management	3	10	10	20	15	40	55	75
Soil and Water Conservation								
Integrated Nutrient Management	1	10	0	10	5	10	15	25
Production and use of organic inputs	2	5	5	10	10	30	40	50
Management of Problematic soils								
Micro nutrient deficiency in crops								
Nutrient Use Efficiency								
Soil and Water Testing	4	20	20	40	20	40	60	100
IV Livestock Production and Management								
Dairy Management								
Poultry Management								
Piggery Management								
Rabbit Management/goat								
Disease Management								
Feed management								
Production of quality animal products								
V Home Science/Women empowerment								
Household food security by kitchen gardening and nutrition gardening	3	5	20	25	5	45	50	75
Design and development of low/minimum cost diet								
Designing and development for high nutrient efficiency diet	2	0	25	25	0	25	25	50
Minimization of nutrient loss in processing								
Gender mainstreaming through SHGs	1	0	15	15	0	10	15	25
Storage loss minimization techniques	1	0	15	15	0	10	10	25
Value addition	4	0	35	35	0	65	65	100

Income generation activities for empowerment of rural Women	1	0	10	10	0	15	15	25
Location specific drudgery reduction technologies								
Rural Crafts								
Women and child care								
VI Agril. Engineering								
Installation and maintenance of micro irrigation systems	2	10	15	25	10	15	25	50
Use of Plastics in farming practices	3	15	20	35	15	25	40	75
Production of small tools and implements	1	5	5	10	5	15	20	25
Repair and maintenance of farm machinery and implements	2	10	15	25	10	15	25	50
Small scale processing and value addition	1	5	5	10	5	10	15	25
Post Harvest Technology								
VII Plant Protection								
Integrated Pest Management	3	10	20	30	15	30	45	75
Integrated Disease Management	3	10	10	20	15	40	55	75
Bio-control of pests and diseases								
Production of bio control agents and bio pesticides	1	5	5	10	5	10	15	25
VIII Fisheries								
Integrated fish farming								
Carp breeding and hatchery management								
Carp fry and fingerling rearing								
Composite fish culture								
Hatchery management and culture of freshwater prawn								
Breeding and culture of ornamental fishes								
Portable plastic carp hatchery								
Pen culture of fish and prawn								
Shrimp farming								
Edible oyster farming								
Pearl culture								
Fish processing and value addition								
IX Production of Inputs at site								
Seed Production	3	20	15	35	15	25	40	75
Planting material production	1	5	5	10	0	15	15	25
Bio-agents production								
Bio-pesticides production								
Bio-fertilizer production								
Vermi-compost production	4	15	30	45	10	45	55	100
Organic manures production								
Production of fry and fingerlings								
Production of Bee-colonies and wax sheets								
Small tools and implements								
Production of livestock feed and fodder								
Production of Fish feed								
X Capacity Building and Group Dynamics								
Leadership development	1	0	10	10	0	15	15	25
Group dynamics	1	0	10	10	0	15	15	25
Formation and Management of SHGs	5	0	35	35	10	80	90	125
Mobilization of social capital	1	5	5	10	5	10	15	25
Entrepreneurial development of farmers/youths	3	10	20	30	10	35	45	75
WTO and IPR issues								
XI Agro-forestry								
Production technologies								
Nursery management								
Integrated Farming Systems								
Sponsored training								
TOTAL	57	175	380	555	185	690	875	1425
(B) RURAL YOUTH								
Mushroom Production	2	5	15	20	5	25	30	50
Bee-keeping	1	5	5	10	5	10	15	25
Integrated farming								
Seed production	2	10	15	25	10	15	25	50
Production of organic inputs	4	10	25	35	20	45	65	100
Integrated Farming	1	5	5	10	0	15	15	25
Planting material production	2	15	10	25	10	15	25	50
Vermi-culture								
Sericulture	1	5	5	10	5	10	15	25
Protected cultivation of vegetable crops								
Commercial fruit production								
Repair and maintenance of farm machinery and implements	1	5	10	15	5	5	10	25

Nursery Management of Horticulture crops								
Training and pruning of orchards								
Value addition	2	0	25	25	0	25	25	50
Production of quality animal products								
Dairying								
Sheep and goat rearing								
Quail farming								
Piggery								
Rabbit farming								
Poultry production								
Ornamental fisheries								
Para vets								
Para extension workers								
Composite fish culture								
Freshwater prawn culture								
Shrimp farming								
Pearl culture								
Cold water fisheries								
Fish harvest and processing technology								
Fry and fingerling rearing								
Small scale processing								
Post Harvest Technology								
Tailoring and Stitching								
Rural Crafts								
TOTAL	16	60	115	175	60	165	225	400
(C) Extension Personnel								
Productivity enhancement in field crops	2	10	15	25	10	15	25	50
Integrated Pest Management	1	5	10	15	5	5	10	25
Integrated Nutrient management	1	15	0	15	10	0	10	25
Rejuvenation of old orchards								
Protected cultivation technology	1	10	5	15	5	5	10	25
Formation and Management of SHGs	1	5	5	10	5	10	15	25
Group Dynamics and farmers organization	2	10	15	25	10	15	25	50
Information networking among farmers								
Capacity building for ICT application								
Care and maintenance of farm machinery and implements								
WTO and IPR issues								
Management in farm animals								
Livestock feed and fodder production								
Household food security	1	0	10	10	0	15	15	25
Women and Child care								
Low cost and nutrient efficient diet designing	1	0	15	15	0	10	10	25
Production and use of organic inputs	1	10	0	10	10	5	15	25
Gender mainstreaming through SHGs								
Any other (Pl. Specify)								
Total	11	65	75	140	55	80	135	275
G. TOTAL				117			178	
	119	410	765	5	440	1340	5	2975

Details of training programmes attached in **Annexure -I**

3.4. Extension Activities (including activities of FLD programmes)

Nature of Extension Activity	No. of activities	Farmers			Extension Officials			Total		
		Male	Female	Total	Male	Female	Total	Male	Female	Total
Field Day	12									550
Kisan Mela	01									580
Kisan Ghosthi	14									560
Exhibition	01									120
Film Show										
Farmers Seminar										
Workshop										
Group meetings										
Lectures delivered as resource persons										
Newspaper coverage										
Radio talks										
TV talks										
Popular articles										
Extension Literature										
Advisory Services										
Scientific visit to farmers field	48									480
Farmers visit to KVK										
Diagnostic visits										
Exposure visits										
Ex-trainees Sammelan										
Soil health Camp	02									240
Animal Health Camp										
Agri mobile clinic										
Soil test campaigns	02									160
Farm Science Club										
Conveners meet										
Self Help Group	01									80
Conveners meetings										
Mahila Mandals										
Conveners meetings										
Celebration of important days (specify)										
Krishi Mohostva										
Krishi Rath										
Pre Kharif workshop										
Pre Rabi workshop										
PPVFRA workshop										
Any Other (Specify)										
Total										

3.5 Target for Production and supply of Technological products

A) SEED MATERIALS

Sl. No.	Crop	Variety	Quantity (qtl.)
CEREALS			
OILSEEDS			
PULSES			
VEGETABLES			
OTHERS (Specify)			

B) PLANTING MATERIALS

SI. No.	Crop	Variety	Quantity (Nos.)
FRUITS			
SPICES			
VEGETABLES			
FOREST SPECIES			
ORNAMENTAL CROPS			
			Total

C) BIO-PRODUCT

SI. No.	Product Name	Species	Quantity	
			No	(kg)
BIO PESTICIDES				
1				
2				

D) LIVESTOCK

SI. No.	Type	Breed	Quantity	
			(Nos)	Unit
	Cattle			
	GOAT			
	SHEEP			
	POULTRY			
	Pig farming			
	FISHERIES			

3.6 Literature to be Developed/Published**(A) KVK News Letter**

Date of start :
Number of copies to be published :

(B) Literature to be developed/published

S.No.	Topic	Number
1	Research paper each scientist	
2	Technical reports	
3	News letters	
4	Training manual all discipline	
5	Popular article	
6	Extension literature	
Total		

(C) Details of Electronic Media to be Produced

S. No.	Type of media (CD / VCD / DVD / Audio-Cassette, whatsapp group, mobile app, etc.	Title of the product	Number
1			

3.7. Success stories/Case studies identified for development as a case. -

- a. Brief introduction/Background
- b. Interventions/process
- c. Output
- d. Outcomes
- e. Impact
 - i) Social economic
 - ii) Bio-Physical
- f. Good Action Photographs

3.8 Indicate the specific training need analysis tools/methodology followed for Practicing Farmers

- a)
- b)
- c)

Rural Youth

- a)
- b)
- c)
- d)

In-service personnel

- a)
- b)
- c)

3.9 Indicate the methodology for identifying OFTs/FLDs

For OFT:

- i) PRA
- ii) Problem identified from Matrix based ranking & analysis
- iii) Field level observations
- iv) Farmer group discussions
- v) Others if any

For FLD:

- i) New variety/technology
- ii) Poor yield at farmers level
- iii) Existing cropping system
- iv) Others if any

3.10 Field activities

- i. Name of villages identified/adopted with block name (from which year) -
- ii. No. of farm families selected per village:
- iii. No. of PRA conducted:
- iv. No. of technologies taken to the adopted villages
- v. Name of the technologies found suitable by the farmers of the adopted villages:
- vi. Impact (production, income, employment, area/technological– horizontal/vertical)
- vii. Constraints if any in the continued application of these improved technologies

3.11. Activities of Soil and Water Testing Laboratory

Status of establishment of Lab:

1. **Year of establishment** :

2. List of equipment's purchase with amount

Sl. No.	Name of the equipment	Quantity	Cost (Rs)
1	Agar Screw	1	
2	Air Conditioner	1	
3	B.T. dispenser 10ML	1	
4	B.T. Dispenser 50 ML	3	
5	Beaker 1000ML	3	
6	Beaker 100ML	30	
7	Beaker 100ml PVC	15	
8	Beaker 250ml Glass	33	
9	Beaker 500ML	28	
10	Beaker 50ML Glass	1	
11	Blance 2.0 Digit	1	
12	Borosil Distil Water	1	
13	Compressor	1	
14	Conical Flask 100ML PVC	67	
15	Conical Flask 250ML Glass	42	

Sl. No.	Name of the equipment	Quantity	Cost (Rs)
16	Conical Flask 500ML Glass	15	
17	Digital Flam Photometer	1	
18	EC Meter With Electrode	1	
19	Filter Paper	150	
20	Flask Volumetric 250 ML	2	
21	Funnel 75mm	45	
22	Glass Rod	30	
23	Harvesto Kit	1	
24	Hot Air Oven	1	
25	Hot Palate	2	
26	Laboratory Centrifuge	1	
27	Laboratory Hot Plate	1	
28	LabquestBorosil KDI010	1	
29	Laptop	1	
30	Mask	10	
31	Measuring Cylinder 100ML PVC	3	
32	Measuring Cylinder 10MI PVC	6	
33	Measuring Cylinder 250ML PVC	1	
34	Measuring Cylinder 25MI PVC	5	
35	Measuring Cylinder 500ML PVC	1	
36	Measuring Cylinder 50ML PVC	2	
37	Mridaparikshak	1	
38	PH Meter With Electrode	1	
39	Pipette 10ML Glass	2	
40	Pipette 1ML Glass	2	
41	Pipette 2ML Glass	3	
42	Pipette 5ML Glass	2	
43	Printer	2	
44	Pure It water	1	
45	Reagent Bottle 100 PVC	30	
46	Refrigerator	1	
47	Shaker	2	
48	Spectrophotometer	1	
49	Test Sieve 2mm Brass	20	
50	V.D.R.L. Shaker	1	
51	Volumetric Flask 1L Glass	2	
52	Volumetric Flask 25 ML PVC	20	
53	Volumetric Flask 2L Glass	2	
54	Volumetric Flask 500 ML Glass	2	
55	Watch Glass	2	
56	Weighing machine	3	

3. Targets of samples for analysis:

Details	No. of Samples	No. of Farmers	No. of Villages	Amount to be realized
Soil Samples				
Water				
Plant				
Total				

4.0 LINKAGES

4.1 Functional linkage with different organizations/department

Sl.No.	Name of organization	Nature of Linkage	Outcome of linkage
1.			
2.			
3.			
4.			
5.			

4.2 Details of linkage with ATMA

a) Is ATMA implemented in your district Yes/No

S. No.	Programme	Nature of linkage	Outcome of linkage
1			
2			

5. Utilization of Hostel facilities

S. No.	Programme	No. of days
1		
2		
	Total	

6. Partnership with departments for technology out scaling (proposed):

Annexure - I

Training Programme

i) Farmers & Farm women (On Campus)

Date	Clientele	Title of the training programme	Duration in days	Number of participants			Number of SC/ST			G. Total	Month of training
				M	F	T	M	F	T		
Crop Production											
	PF/FW										
	PF/FW										
	PF/FW										
	PF/FW										
Horticulture											
	PF/FW										
	PF/FW										
	PF/FW										
	PF/FW										
Livestock prod.											
	PF/FW										
	PF/FW										
	PF/FW										
	PF/FW										
Agril. Engg.											
	PF/FW										
	PF/FW										
	PF/FW										
Home Sc.											
	PF/FW										
	PF/FW										
	PF/FW										
	PF/FW										
Plan prot.											
	PF/FW										
	PF/FW										
	PF/FW										
	PF/FW										
Fisheries											
	PF/FW										

	PF/FW											
	PF/FW											
	PF/FW											
	PF/FW											
Soil Health												
	PF/FW											
	PF/FW											
	PF/FW											
	PF/FW											
	PF/FW											
i) Farmers & Farm women (Off Campus)												
Date	Clientele	Title of the training programme	Duration in days	No. of participants			Number of SC/ST			G. Total	Month of training	
				M	F	T	M	F	T			
Crop Production												
	PF/FW											
	PF/FW											
	PF/FW											
	PF/FW											
	PF/FW											
	PF/FW											
Horticulture												
	PF/FW											
	PF/FW											
	PF/FW											
	PF/FW											
	PF/FW											
	PF/FW											
	PF/FW											
	PF/FW											
Live Stock Production.												
	PF/FW											
	PF/FW											
	PF/FW											
	PF/FW											
	PF/FW											
	PF/FW											
	PF/FW											
	PF/FW											
	PF/FW											
	PF/FW											
	PF/FW											
	PF/FW											
Agril. Engg.												
	PF/FW											
	PF/FW											
	PF/FW											
	PF/FW											
	PF/FW											
Home Sc.												
	PF/FW											
	PF/FW											
	PF/FW											
	PF/FW											
	PF/FW											
	PF/FW											
	PF/FW											
Plant Protection												
	PF/FW											
	PF/FW											
	PF/FW											
	PF/FW											
Fisheries												
	PF/FW											
	PF/FW											
	PF/FW											
	PF/FW											
Soil health												
	PF/FW											
	PF/FW											
	PF/FW											

